



TECHNICAL CARD

Material	Extruded polystyrene XPS	Conservation	Use for cleaning a damp microfiber cloth. Do not use hot water +40°C, strong detergents, bleaching agents, solvents, strong acids and alkalis and abrasives. Do not leave funds cleaning on the surface, rinse thoroughly with water after cleaning. Leaving cleaning agents on the surface may cause discoloration.
Overall width	120 -130mm depending on the collection	Environmental features	The product is 100% suitable for recycling.
Overall length	~2700-2720mm		
Thickness	Asti, Amber, Milo, Olmo - 12mm Luna - 16mm Onda - 12,7mm Vasco - 21mm Versal - 12,6mm		
Packing	Asti, Amber, Milo, Olmo - 19/box Luna - 13/box Onda - 17/box Vasco - 14/box Versal - 18/box		
Storage	Before installation, leave the panels in the room where they will be installed, in order to equalize their temperature with the room temperature.		
Tools	For cutting, you can use: hand saw, table saw, jigsaw, miter saw.		
Installation	Glue mounting. Recommended use one-component adhesives polymer hybrid, solvent-free and isocyanates, e.g. Lamelio glue.		

LAMELIO

WALL PANELS



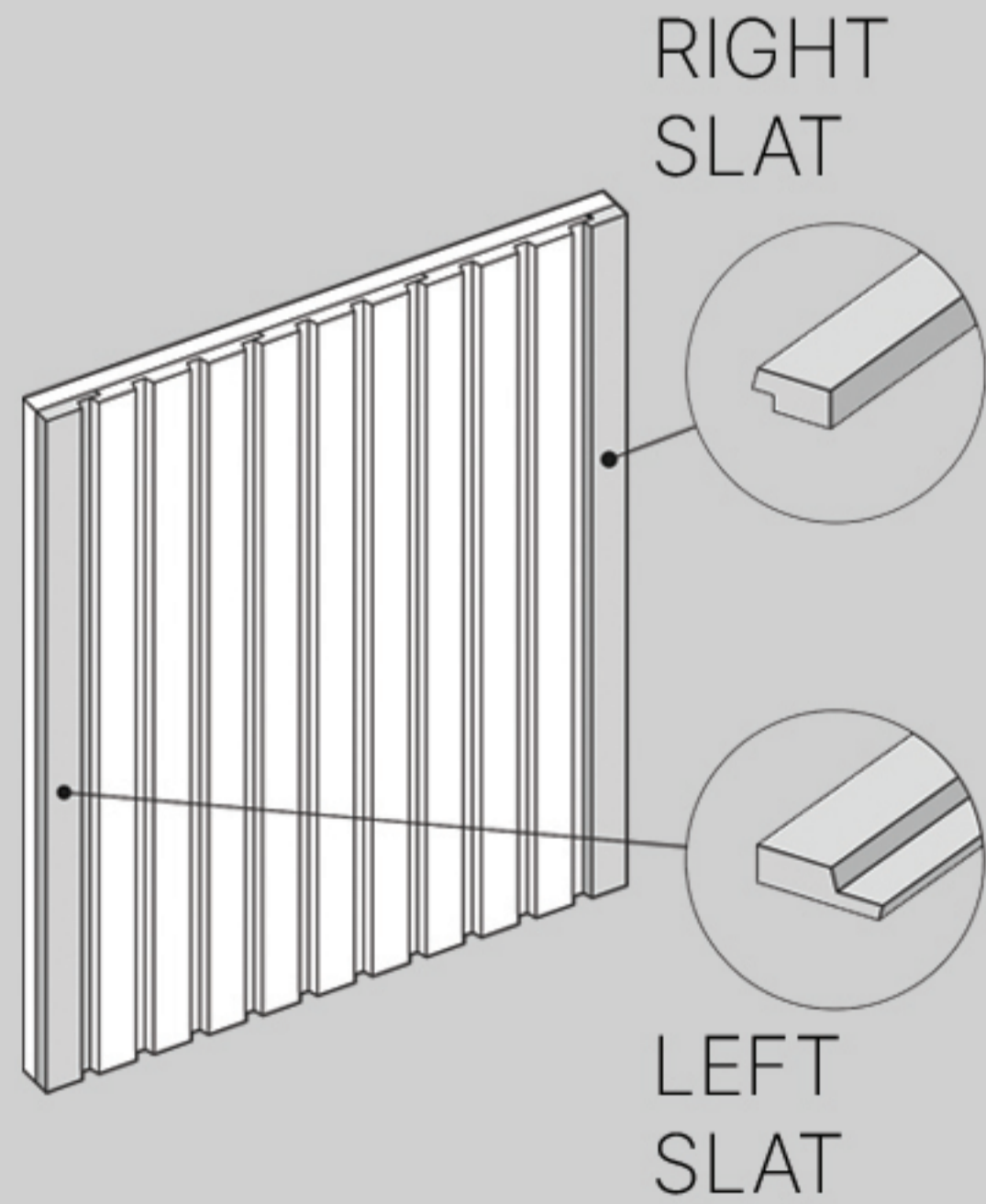
Important installation information

Do not use in places exposed to elevated temperature (above 60°C) e.g. in the sauna, on the chimney, next to the stove.

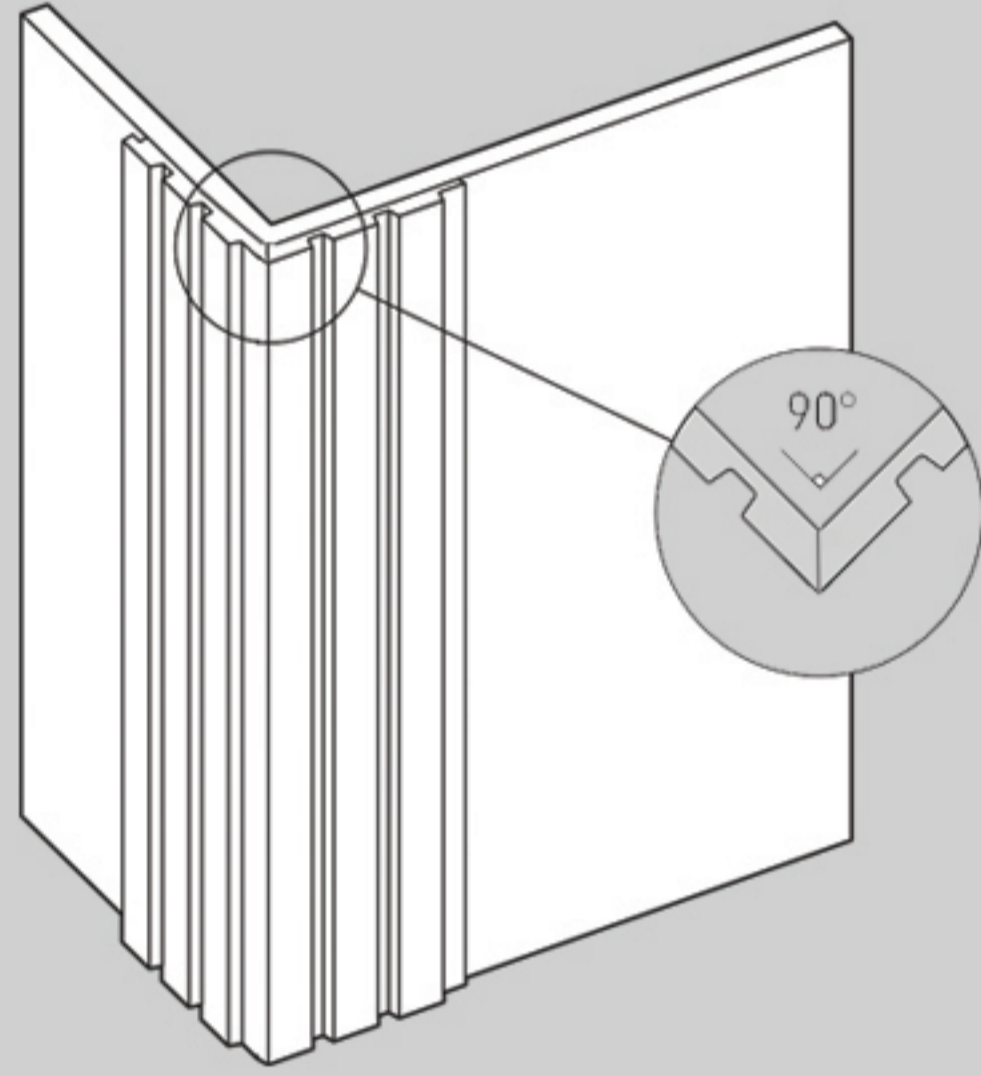
Installation on a smooth, non-slip surface ground to ensure proper adhesion.

Does not belong directly to screw hangers to the panel, shelves or other items.

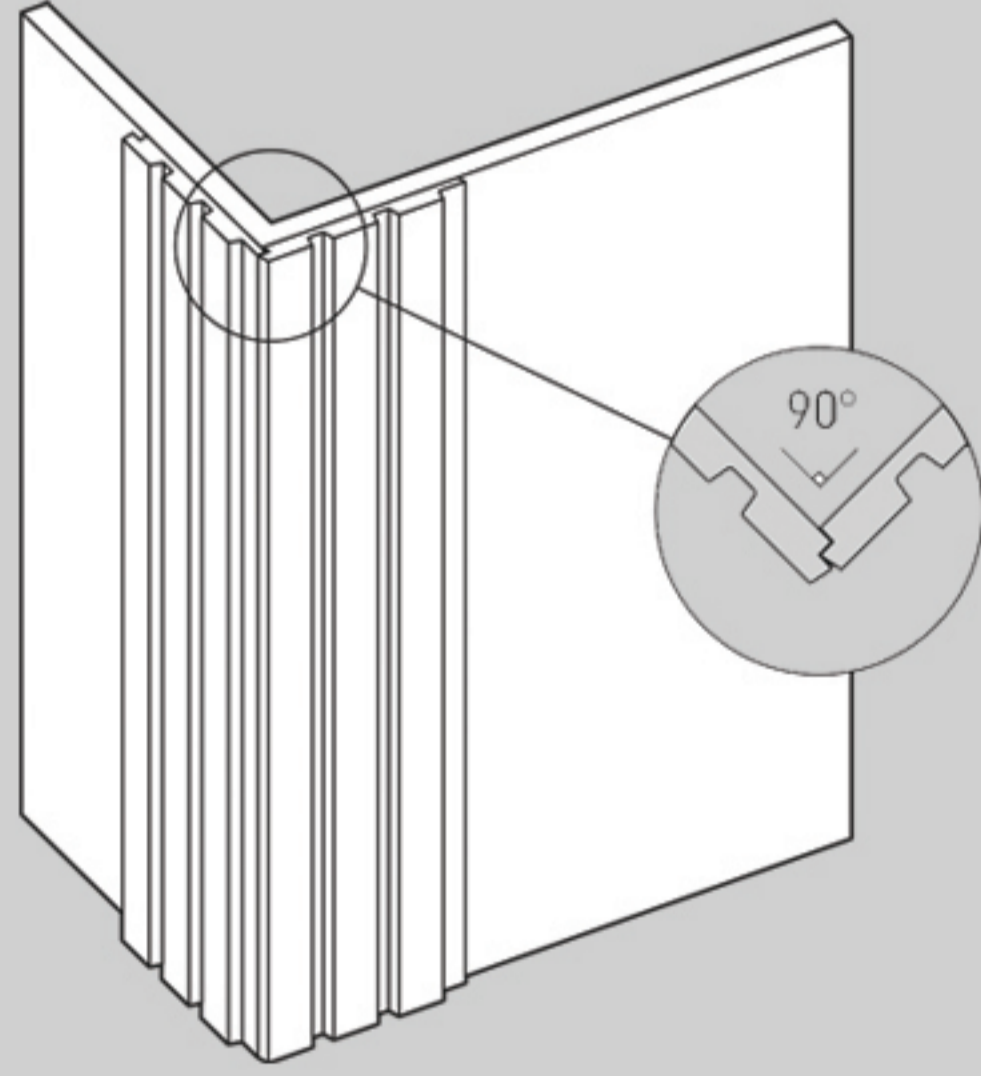
Installation using strips endings
 L - left slat (male)
 R - right slat (female)



Panels can be cut at an angle 45%, which can facilitate assembly in the outer corner i internal



The panels can also be installed in the corner according to the diagram below



EASY TO INSTAL

LIGHTNESS OF THE MATERIAL

SOUND PROOFING PROPERTIES

WATERPROOF

EASY TO CLEAN

ECO-FRIENDLY